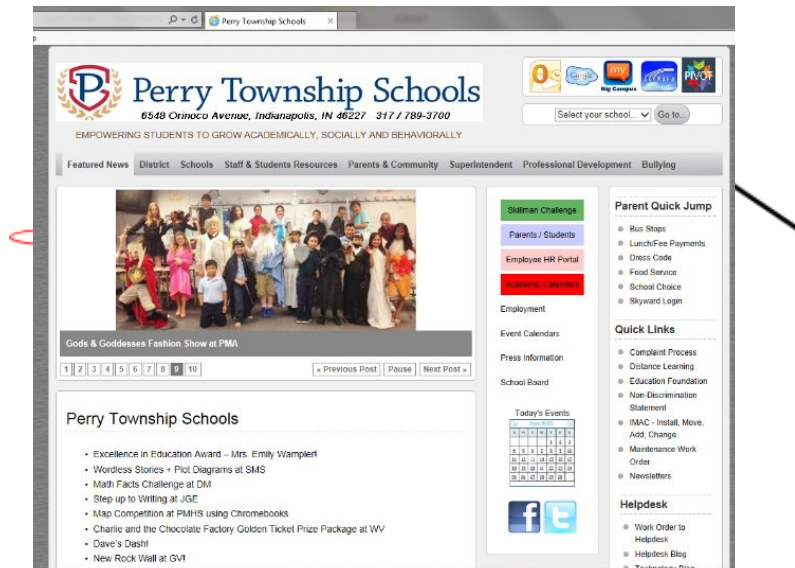


# SKYWARD: Web Access to Student Information

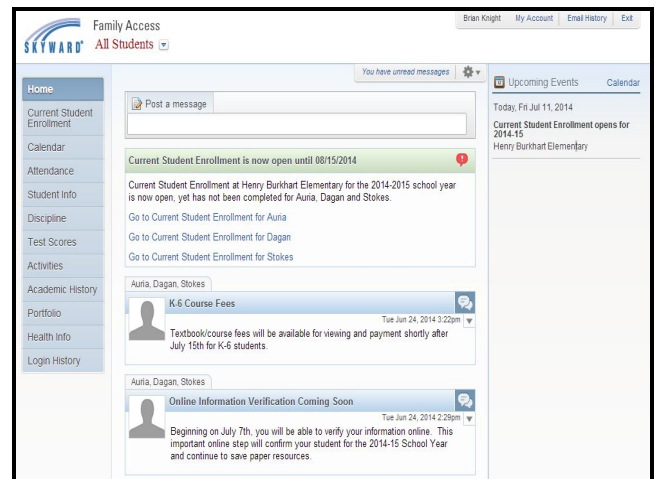
PMA encourages parents and students to check grades in Skyward and homework blogs weekly!

1. Go to [perryschools.org](http://perryschools.org). Click on the **Skyward icon** in the upper right hand corner.



2. On the log on screen, enter your **Login ID: firstname.lastname** and **Password: skyward**. (Make sure pop-ups are enabled.) \*\*Bookmark this website for faster access later!
3. Once signed in, you will need to **change your password**.
4. Now you'll be able to **view** grades, attendance, lunch account balance, and more. Your options are listed in a menu down the left side of the screen.
  - a. To view a child's **grades**, select the "Gradebook" option on the left side of the screen. Clicking on a specific grade for a certain class will show you all the assignments and tests for that class during that grading period.
  - b. Those with **more than one child in school** can view each child's information through this one log-in. To change which child's information you are looking at, go to the upper left corner and click on the arrow next to "All Students".
  - c. If you would like to set up **email notifications** about grades and attendance, go to "My Account" at the top right and select "Account Settings." At the bottom of that screen, you can select the types and frequency of the reports you would like to receive by email.

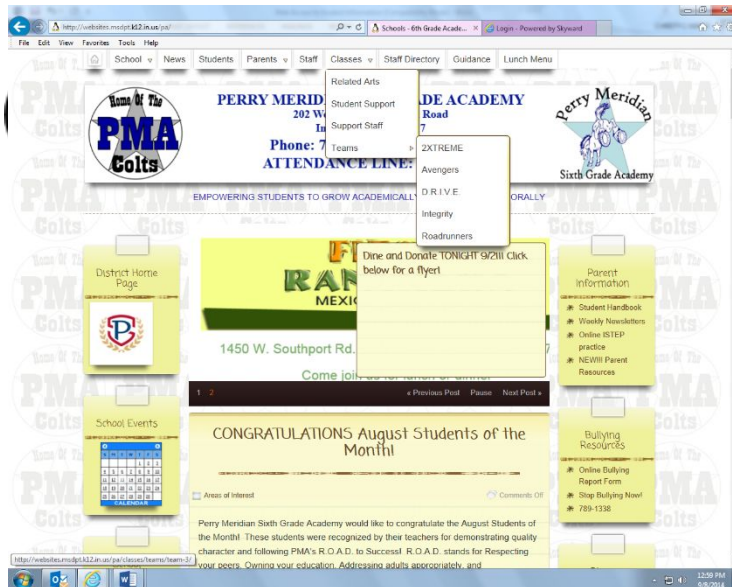
5. To **view your child's report card**, click on the "Portfolio" option on the left side of the screen.  
**\*\* If you would like to always receive a paper copy of your child's report card, click on "Student Info" on the left side of the screen. Then, look in the upper right hand corner for "Request Changes for \_\_\_\_." Click on that, then "Family Information." Then, check the box that says "Request Paper Copy of Report Card."**



# HOMEWORK BLOGS: Monitoring Homework Assignments

PMA encourages parents and students to check homework blogs at least weekly!

1. Go to [perryschools.org](http://perryschools.org). Click on "Schools," then select "Perry Meridian Sixth Grade Academy." You can also get there directly by going to: [websites.msdp.k12.in.us/pa](http://websites.msdp.k12.in.us/pa)
2. Once there, on the top drop down menus, click on "Classes," then "Teams," then select your child's team.



3. Once there, you will see a list of teachers on that team and their contact information. \*\*Bookmark this page for faster access later!
4. Don't forget to check out the school's main page for other important announcements!

## SCHOOL NEWSLETTER: Staying Up to Date on School News

PMA encourages parents and students to read newsletter weekly!

If you have an email on file at school, the newsletter will be emailed to you. If you are not getting it, please contact the school to confirm your email address. You can also access it online:

1. Go to [perryschools.org](http://perryschools.org). Click on "Schools," then select "Perry Meridian Sixth Grade Academy." You can also get there directly by going to: [websites.msdp.k12.in.us/pa](http://websites.msdp.k12.in.us/pa)
2. Once there, chose News tab at the top of the page to view newsletters.

## OTHER INFO YOU CAN ACCESS ONLINE:

**Teacher Contact Information:** Go to [websites.msdp.k12.in.us/pa](http://websites.msdp.k12.in.us/pa), then click on "classes" on the top menu. After that choose the area to find the teacher.

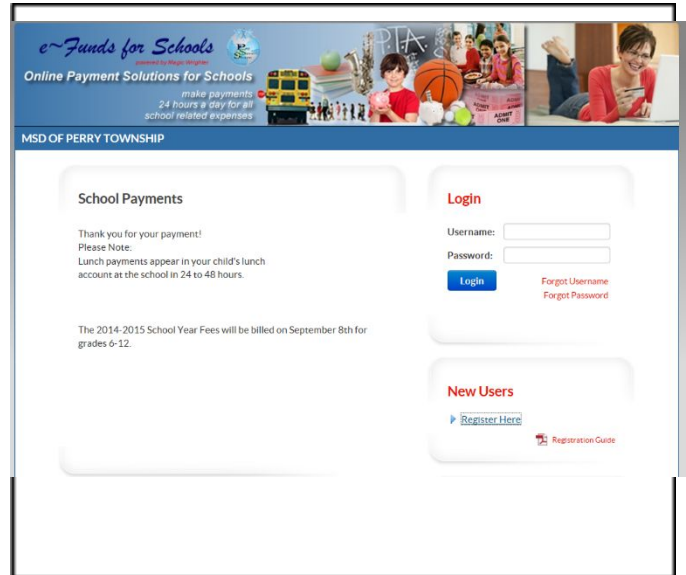
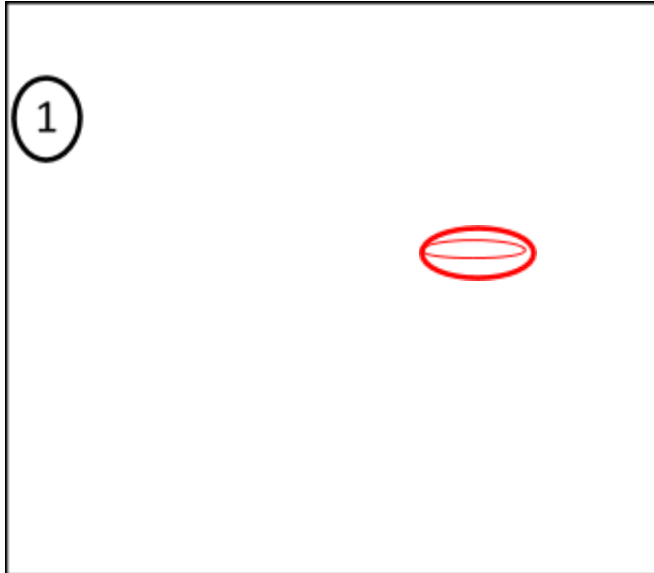
**Online Bullying Report Form:** Go to [websites.msdp.k12.in.us/pa](http://websites.msdp.k12.in.us/pa), then click on Guidance tab at the top. Look on the right side of the page for the options for reporting harassment.

**Learning Support and Resources:** Go to [websites.msdp.k12.in.us/pa](http://websites.msdp.k12.in.us/pa), then follow links in the Resources section on the right. You can also follow us on Pinterest at <https://www.pinterest.com/perrymeridian6>

## eFUNDS: Managing Book Fees and Lunch Accounts

*\*Note: You will need to know your child's student ID number to register on this site. You can find the student ID number, when logged in to Skyward, under Student Info. It is called "Other ID."*

1. Go to [perryschools.org](http://perryschools.org). Click on **"Parents/Students"** on the right side (circled in below).
2. From there, you will need to click on **"eFunds for Schools"** under "Making Lunch Account Deposits and Fees."



3. You will be directed to a new website.

**\*\*Bookmark this page for faster access later! Here, you should click "Register Here" under "New Users" on the right side of the page.**

4. Under **"Sign Up,"** fill in a username, password, first name, last name, email and phone number. (We recommend that you use your Skyward Login.) Click **"Sign Up."** **\*We do not have the rights to reset passwords, so please make a note of it somewhere. You would need to contact customer service through the site to have it checked.**
5. After that, click on "Students" under "Your Student(s)." **Enter your child's Other ID** from Skyward (directions on how to find this at the top of this page) and click "Add." Do this for all children. Then, click "Continue."
6. After you have set up your account, **you can enter credit card or checking account information** by clicking on "Account Settings," then "Payment Information."
7. To **make a payment**, click on "Payment Options" then choose "Make a Payment." Enter the amount you wish to pay, click "Add" then choose "Continue." When all payments are entered, click "Continue."
8. Confirm your payments and choose "Submit."
9. You will receive a confirmation of your payment and an email receipt.